

OAK

TREND

Product Guide



Contents

Trend Specification Summary	1	Shower Base, Frame & Toilet Suite	25	Lincoln Sentry Joinery Handles Category 1 & 2	49
Trend Specification Summary Cont	2	Laundry Trough & Mixer Tap	26	Lincoln Sentry Joinery Handles Category 1 & 2	50
Brick Selection	3	Internal Trimming & Doors	27	Laminex Cabinetry	51
Austral Bricks Up to Category 2	4	Metal Lever Furniture	28	Laminex and Formica Cabinetry	52
Selkirk Bricks Up to Category 2	5	Electrical Fittings & Lights	29	Kitchen Splashback	53
Monier Roof Tiles Up to Category 2	6	Ducted Heating & Hot Water	30	Cooking Appliances Kleenmaid	54
Bristle Roof Tiles Up to Category 2	7	Block Out Blinds & Paint System	31	Kitchen Sink & Mixers	55
Colorbond	8	Signature Upgrade Inclusions	32	Vanity Basins & Toilet Suite	56
Window Frame Colours	9	Signature Upgrade Summary	33	Shower Base, Frame, Outlet & Bathtub	57
Hume Entry Doors	10	Austral Bricks Up to Category 3	34	Tapware	58
Schlage Smart Entry Door Hardware	11	Austral Bricks Up to Category 3	35	Bathroom Accessories	59
Gainsborough Entry Door Hardware	12	Selkirk Bricks Up to Category 3	36	Laundry Trough & Mixer Tap	60
Dynamic Garage Doors	13	Monier Roof Tiles Up to Category 3	37	Robe & Internal Doors & Trimming	61
Carpet & Tiles	14	Monier Roof Tiles Up to Category 3	38	Metal Lever Door Furniture	62
Laminate Flooring	15	Bristle Roof Tiles Up to Category 3	39	Electrical Fittings & Lights	63
Caesarstone Category 1	16	Colorbond	40	Ducted Heating & Hot Water	64
Lincoln Sentry Joinery and Handles Category 1	17	Window Frame Colours	41	Block Out Blinds & Paint System	65
Laminex and Formica Cabinetry	18	Entry Door Hume	42	Driveway (Optional)	66
Kitchen Splashback	19	Gainsborough Entry Door Hardware	43	Home Comfort Options	67
Cooking Appliances	20	Schlage Smart Entry Door Hardware	44	Gallerie Walkthrough Experience	68
Kitchen Sink & Mixers	21	Dynamic Garage Doors	45	Oak Gallerie Studio	69
Vanity Basins & Bathtub	22	Carpet & Tiles	46		
Phoenix Tapware	23	Flooring	47		
Shower Outlet & Bathroom Accessories	24	Caesarstone Up to Category 2	48		

TREND SPECIFICATION

Summary

Pre-construction

Soil test and feature survey
Property service information
Preparation of working drawings, engineering design and computations
6 star (minimum) thermal energy assessment and report
Building permit
All required insurances

Service Connections

Service connection to sites up to 525m2 to legal points within or immediately adjacent site and when up to 5m setback.

Includes the following:

- Power connection (single phase)
- Dry water tapping (mains water) to same side of street
- Storm water
- Sewer drains
- Gas service
- Standard Telstra box, conduit and draw-wire
- Account opening and provider fees (by owner)

Site Conditions

Site excavation and vegetation scrape over the building platform, with up to 300mm fall

Removal of vegetation from site

Class 'M1'engineered waffle pod concrete slab based on no existing filling

Concrete pumping

Design and materials to suit wind zones up to 'N2'

Design and materials to suit Bushfire Attack Level 'BAL-Low'

Structure

Structural Guarantee

Stabilized pine trussed roof to engineer's specification

90mm wall frames with 600mm stud centres to single storey homes and 450mm stud centres to lower floor external walls on double storey homes

Full Colour and Fixtures selections with a qualified consultant at the Gallerie Studio

Home Comfort professional consultation for air conditioning, electrical, and security upgrade options

Windows and External Doors

Clear single glazed windows with aluminium powder coated frames in awning style to front elevation and fixed/sliding style to remainder (plan specific)

Translucent glazing upgrade to bathroom, ensuite and powder room

Locks to windows and external glass sliding doors

Aluminium mesh flyscreens to all openable windows

Blockout roller blinds to bedroom windows

2340mm high x 820mm wide painted or stained timber veneer front entry door

Painted 2040 x 820mm flush panel external grade door to garage external personal access door

Tri-lock entry set door furniture to house front entry door

Keyed-alike double cylinder deadlock to house entry door and garage external personal access door

Weather seal to front entry door

Colorbond sectional door with auto controller, 2 remote handsets and wall switch

Insulation

6-Star thermal energy rating assessment

R1.3 sisalation foil wrap to house external walls

R2.0 batt insulation to house external walls and house/garage adjoining walls

R3.5 batt insulation to ceiling as per thermal energy report excluding Garage

R2.0 batt insulation to garage ceiling adjoining first floor area (if applicable)

External Features

Colorbond fascia, gutters and downpipes

Oak Trend range brick selection with natural colour mortar and rolled

joint profile

22.5 degree roof pitch with Trend range concrete roof tile selection

Choice of 2x designer façades (which comply with most Greenfield developer requirements)

Façade options available as an upgrade

Painted infill panel above front garage door (design specific)

Brickwork on painted steel lintels over house windows and doors (design specific)

Internal Features

2590mm ceiling height to single storey homes, and ground floor of double storey homes with 2440mm ceilings to the upper level

86mm step down from house to garage

Painted and plastered finish to internal walls and ceiling with 75mm cove cornice

2040mm high painted flush panel doors to rooms, linen cupboard, broom closet and garage internal personal access door

Privacy locks to all Bathrooms, WC's and Powder Rooms accessible from hallways

Framed vinyl sliding door robe units with 1 no. white melamine shelf and hanging rail to Bedroom built in robes

Metal lever door furniture to room doors, linen and broom cupboard Linen/Broom cupboard with 4 no. white melamine shelves (design specific)

Metal lever external door furniture and weather seal to house/garage internal access door

Painted MDF architraves and skirting boards (for wet area skirting see wall tiling section)

Towel rails, toilet roll holders and white rubber cushion door stops

TREND SPECIFICATION

Summary

Kitchen

Glass or Tiled splashback behind cooker
Radiant kitchen sink with drainer
Phoenix kitchen mixer tap
Kleenmaid 60cm oven
Kleenmaid 60cm gas cooktop
Kleenmaid 60cm slide-out range hood
Kleenmaid 60cm dishwasher
External venting of range hood to double storey homes
1 no. bank of cutlery drawers plan specific
Site built pantry with 4 no. white melamine shelves

Cabinetry

Laminex and Formica joinery
20mm Caesarstone benchtops with shadowline to Kitchen
20mm Caesarstone benchtops with shadowline to Bathroom and Ensuite
32mm postformed laminate benchtop to Laundry
32mm postformed laminate benchtop with one bank of 3 drawers and cable hole with cover plate to study (design specific)
Fully lined white melamine interior
Gallerie Silver range cabinet handles

Laundry

Stainless steel insert trough in trough in laminate base cabinet with fully lined white melamine interior
Phoenix mixer tap to laundry
Washing machine stop taps

Bathroom, Ensuite & WC and Powder

Oak Trend range select toilet suites
Wall mirror with polished edge above vanity cabinet
Poly Marble shower bases (plan specific)
Oak Trend range acrylic bath inset to tiled hob
Phoenix Vivid handheld shower outlet with adjustable rail
Phoenix Arlo, Teva or Pina mixer tapware and outlets
Oak Trend range vitreous china, insert vanity basin to Bathroom, Ensuite and Powder Room vanity cabinet (plan specific)

Staircase

Natural MDF bullnose treads and risers
Painted MDF stringer
Painted continuous handrail to wall side
Plaster/stud dwarf wall balustrade with painted MDF capping
Enclosed stud and plaster store with light under stairs and floor covering
Two-way light switching between floors

Heating & Hot Water

Gas ducted heating outlets to Living areas and Bedrooms
Manual thermostat controller/s (2 for double storey homes)
2 no. external garden taps, one at meter point and one on the house
Enviroheat 250 litre Heat Pump Electric Hot Water Storage Unit
Concealed plumbing

Electrical

Standard white double/single power points and light switches throughout
Batten holder light points throughout house and garage
Batten holder light points adjacent to rear external doors
Ceiling mounted, self-sealing, exhaust fans to Bathroom and Ensuite, and Powder Room (design specific)
Smoke detectors, hardwired with battery backup
RCD Safety switch and circuit breakers to meter box
Telephone point to Main Living Room
Television points to Living Rooms with coaxial cable terminated in roof space for owner's future antenna (design specific)

Paintwork

Premium 3 Coat internal wall paint system
Based on one wall colour throughout and one ceiling colour throughout

Wall Tiling

Ceramic wall tiling (size up to 450mm) from Beaumont Tiles to wet areas including
2000mm above shower base
200mm above vanity basins

Tiled bath hob and 200mm splashback
Behind freestanding bath (where optioned)
400mm above Laundry trough
100mm high skirting tiles to Bathroom, Ensuite, Laundry, WC and Powder Room

Floor Covering

Ceramic floor tiling (size up to 450mm) from Beaumont Tiles to Bathroom, Ensuite, Laundry, WC and Powder Room (includes bath hob)
Trend range Laminated Timber Floors to Living Areas and Corridors with perimeter quad beading
Stain block/stair-rated carpet to Bedrooms, Robes, Stairs



BRICK *Selection*

The colour and style of brick you choose will have a big impact on the look and feel of your home.

Our selection of bricks are designed to suit all styles of home from modern & contemporary to more traditional.

AUSTRAL BRICKS

Up to category 2

To note:
Bricks come with
natural rolled
mortar



DOMAIN RETREAT




DOMAIN OASIS




DOMAIN HAVEN



DOMAIN SANCTUARY



ACCESS RUBY




ACCESS CHESTNUT

SOME BRICK SELECTIONS MAY REQUIRE ADDITIONAL COSTS FOR GREEN ACID BRICK CLEANING. PLEASE CHECK WITH OAK LIVING.


SELKIRK BRICKS

Up to category 2


To note:
Bricks come with
natural rolled
mortar



TANNUM



BUCKRAM




CIENA



GOLDFIELD HAZE



MUSKET HAZE



TAWNY HERITAGE






REBELLION RED

SOME BRICK SELECTIONS MAY REQUIRE ADDITIONAL COSTS FOR GREEN ACID BRICK CLEANING. PLEASE CHECK WITH OAK LIVING.


MONIER ROOF TILES

Up to category 2



BRISTILE ROOF TILES

Up to category 2



COLORBOND

Gutter, Fascia, Downpipes & Garage Door




Colour selection

These swatches have been reproduced to show the colours as accurate as possible. We recommend you check a physical sample of your chosen colour for accuracy.




WINDOW

Frame Colours




PEARL WHITE




SURFMIST



DUNE




JASPER




MERINO




PRECIOUS SILVER



WOODLAND GREY



MONUMENT



BLACK



To note:

Aluminium mesh flyscreens are included with opening windows and will be colour matched with the window frames.

ENTRY DOOR

Hume

YOUR
Choice
OF EITHER
PAINTED OR CLEAR
FINISH



TERRACE ENTRANCE SET
KNOB (REAR GARAGE DOOR)

NEWINGTON



XN1



XN5



X1 REAR GARAGE DOOR

Notes: Clear glazing to glass

ENTRY DOOR HARDWARE

Schlage Smart



S1 EASE SMART DEADBOLT IN
BLACK SREEAS1C5BL WITH
CHOICES SERIES LEVER



S1K EASE KEYLESS SMART
DEADBOLT SREEAS1KBL WITH
CHOICES SERIES LEVER



S2 EASE SMART
LEVER LOCK GR9 BLACK
SREEAS2GR9BL



CHOICE AMELIA
PASSAGE LEVER
100AMEMB



CHOICE LIANNA
PASSAGE LEVER
100LIAMB

Remote access & control with Wi-Fi bridge

Remote access using the
Schlage Wi-Fi Bridge (ABH00P)

- Receive lock notifications
- Receive lock tamper alerts
- Manage users access



* Schlage Wi-Fi Bridge sold separately.

OPTIONAL UPGRADE

DOOR HARDWARE

Gainsborough



TRILOCK URBAN AURORA
ENTRANCE SET



TRILOCK TRADITIONAL
LEVER SET



TRILOCK ALIGN
LEVER SET

YOUR
Choice

ENTRANCE
HARDWARE AVAILABLE
IN CHROME OR
BRUSHED FINISH





TRILOCK ANGULAR
CONTEMPORARY LEVER SET






TRILOCK TRADITIONAL
SET

GARAGE DOOR

Dynamic Doors



Includes...
Auto controller
& remote handsets.



Colorbond &
Timberlook
colours
available

CARPET & TILES



CATEGORY 1 & 2
FLOOR & WALL TILES

Includes...

Selected ranges
from Beaumont
Tiles and Choices
Flooring



CATEGORY 1 & 2 CARPET
WITH UNDERLAY



FLOORING *Timber Laminate*

VISTA TIMBER LAMINATE




WHISPER WHITE



EARTH BROWN



NUTTALL OAK



TUSCAN LIMESTONE



LIGHT TAUPE



EASTERN BLACKBUTT



TAWNY BROWN



SPOTTED GUM



ASH GREY



TIMELESS GREY

Click Range



This is a selection of colours from the click range. More colours are available.

CLICK TIMBER LAMINATE



GINGER OAK



ACACIA



AUTHENTIC OAK NATURE



BLACKBUTT



CAMBRIDGE OAK
DARK



CAMBRIDGE OAK
NATURAL



CAMEL OAK GRWIGE



OLD OAK GREY BRUSHED



RECYCLED HARDWOOD



MORAINÉ NATURAL OAK



SPOTTED GUM



TAUPE OAK



VENETIAN OAK



VICTORIAN BROWN OAK

CAESARSTONE

Category 1 Kitchen, Bathroom, Ensuite



*Waterfall stone is an additional cost




ICE SNOW




OCEAN FOAM

*20mm
stone tops
included*



OSPREY



SNOW



WHITE SHIMMER

LINCOLN SENTRY JOINERY HANDLES

Category 1



MARGO 128MM
GOLD 7111981



MARGO 128MM
DULL NICKEL 1534206



MARGO 128MM
MATTE BLACK 1534209



MARGO 128MM
POLISHED CHROME 1534210



MARGO 128MM
STAINLESS STEEL 1534211



MARGO 128MM
DULL CHROME 1534208



DEXION
BRUSHED GOLD 7112007



DEXION
MATT BLACK 7112006



DEXION
NATURAL ANODISED 7104270



CYLINDER
POLISHED CHROME 7104437



CYLINDER
SATIN CHROME 7104436



LYON CUP PULL HANDLE
BLACK 7104084



LYON CUP PULL HANDLE
SATIN CHROME 7104085



LYON CUP PULL HANDLE
POLISHED CHROME 7104086



COLLINA 128MM
POLISHED CHROME 7104097



COLLINA 128MM
DULL CHROME 7104099



COLLINA 128MM
DULL NICKEL 7104098



MONTPELLIER POLISHED
CHROME 7104089



MONTPELLIER POLISHED
CHROME 7104089



MONTPELLIER BLACK
7104087

(To kitchen , bathroom, ensuite & laundry. Your choice of vertical or horizontal lay.

LAMINEX AND FORMICA CABINETRY

Kitchen, Bathroom, Ensuite & Powder



CATEGORY 2 LAMINEX NATURAL &
FORMICA GLOSS FINISHES



KITCHEN SPLASHBACK

Tiles or Glass





UP TO CATEGORY 2 TILES

YOUR
Choice

OF EITHER
GLASS OR TILED
SPLASHBACKS

Includes...

Horizontal & vertical
stackbond lay only



GLASS SPLASHBACK UP TO CATEGORY 1
GLASS COLOURS FROM SELECTED RANGE OF HAYMES COLOURS

COOKING APPLIANCES

Kleenmaid or Omega



KLEENMAID PACKAGE CONSISTS OF
600mm COOKTOP GCT6012, 600mm OVEN OMF6012K, 600mm DISHWASHER DW6020X, 600mm RANGEHOOD RHSOR61

YOUR *Choice* OF EITHER A KLEENMAID OR OMEGA APPLIANCE PACKAGE



OMEGA PACKAGE CONSISTS OF
900mm FREESTANDING OVEN OF995FXCOM, DISHWASHER ODW700X, SLIDE OUT ORT9WXA or RANGEHOOD ORW9XL

KITCHEN SINK

& Kitchen Mixers



RADIANT 1200MM DOUBLE END BOWL R200.1



PHOENIX ARLO SINK MIXER
200MM 151-7310-00



PHOENIX TEVA SINK MIXER
200MM 152-7340-00



PHOENIX PINA SINK MIXER
200MM 153-7330-00

VANITY BASINS

+ Bathtub

Optional for
Semi-Recessed Joinery



FIENZA VEGA RECT SEMI-INSET
RB4063



FIENZA VEGA ROUND
SEMI-INSET RB4066



FIENZA VEGA ROUND SEMI-IN-
SET & SEMI RECESSED RB4065



FIENZA VEGA RECT
SEMI-RECESSED RB4044




ARGENT EDO WALL HUNG
CABINET WITH MODE BASIN

Pop-up Waste

Pop-up waste
and overflows to
basins are included
in chrome colour
upgrades available.



FLUSH POP-UP WASTE
32MM CHROME WAS60



STYLUS ORIGIN INSET BATH
OR5TFW 1525MM, OR7TFW 1675MM

TAPWARE

Phoenix



ARLO BASIN MIXER
151-7700-00



ARLO WALL MIXER
151-7805-00



ARLO WALL BATH OUTLET
151-7620-00



TEVA BASIN MIXER
152-7700-00



TEVA WALL MIXER
152-7805-00



TEVA WALL BATH OUTLET
152-7620-00



PINA BASIN MIXER
153-7700-00



PINA WALL MIXER
153-7805-00



PINA WALL BATH OUTLET
153-7620-00

YOUR
Choice
OF STYLE

←
*Tapware
selection*

Choose from one
of the three styles
Arlo, Teva or Pina

SHOWER OUTLET

+ Bathroom Accessories



VIVID HAND SHOWER ON RAIL
V685CHR

YOUR
Choice
OR



VIVID CURVED SHOWER ARM &
230MM SHOWER ROSE V533



PHOENIX RADII TOILET
ROLL HOLDER



PHOENIX RADII SINGLE
TOWEL RAIL 600MM

YOUR
Choice
OF DETAIL



SQUARE



ROUND

SHOWER BASE, FRAME & TOILET SUITE

Semi Frameless Shower Screen, Toilet Suite

Included

White polymarble
shower base



*Upgrade
available*

Tiled shower base



SEMI FRAMELESS
SHOWER SCREEN



FIENZA VEGA CLOSE-COUPLED BTW
TOILET SUITE UNIVERSAL K2131

LAUNDRY

Trough & Mixer Tap



FLAT RIM TROUGH 45LT WITH
BYPASS




PHOENIX IVY SINK MIXER



INTERNAL TRIMMING

Cornice, Fixing & Doors



CORNICE



75mm COVE CORNICE



SKIRTING & ARCHITRAVE



67x18mm SINGLE BEVELLED



HINGED FLUSH PANEL DOOR
TO ALL INTERNAL DOORS
INCLUDING LINEN & BROOM

GAINSBOROUGH

Metal Lever Furniture

YOUR
Choice
OF SATIN OR
CHROME



LIANNA



AMELIA



CARLA



FLORENCE



BAILEY



RECTANGULAR S/S
FLUSH PULL



WHITE RUBBER
DOOR STOPS

TRADER

Puma



SWITCH PLATES



GENERAL POWER POINTS

LIGHT

Fittings



Included

BATTEN HOLDERS



*Upgrade
available*

UPGRADE TO LED DOWNLIGHTS

DUCTED HEATING *and* HOT WATER

Braemar[®]
HEATING COOLING



BRAEMAR GAS DUCTED HEATING
MODEL IS HOUSE SPECIFIC DEPENDING ON SIZE,
FLOORS AND ROOF SPACE

enviroheat
BY CONSOLIDATED ENERGY



ENVIROHEAT 250 L HEAT PUMP

BLOCK OUT BLINDS 3-COAT PAINT SYSTEM



THREE
Coats
to all walls!





OAK

SIGNATURE

Upgrade Inclusions

SIGNATURE UPGRADE

Summary

Pre-Construction and External Construction Upgrades

Professional selections consultations (x2)

- Paint, External, Carpet and Flooring conducted at Choices Narre Warren. Internal Fixtures
- Fittings conducted at the Oak Galerie Studio Port Melbourne

Brickwork over front garage door opening in addition to bricks over windows

Eaves to the front of the house and side returns to 3m (Spirit Façade)

Double glazed awning windows to façade and double-glazed sliding windows to remainder

Oak Signature Range Austral or PGH Bricks and Bristle or Monier roof tiles

Optional Colorbond roof in lieu of tiled roof (includes foil sarking and roof ventilation)

Oak Signature Range Colorbond garage door with remotes (including 4 optional Timberlook colours)

Internal Upgrades

4 x pot drawers to kitchen in lieu of cupboards (2 drawers to either side of oven)

Upgraded Laminex Natural, Silk & Impressions and Formica gloss cabinets

Oak Signature Range "Choices" carpets and underlay

Oak Signature Range "Choices" timber flooring

Oak Signature Range "Beaumont Tiles" 60cm tiling to wet areas

Oak Signature Range "Caesarstone" 40mm stone tops to kitchen (and Butler's pantry where optioned)

Oak Signature Range "Caesarstone" 20mm stone tops to bathrooms and laundry

Framed mirror sliding door robe units or hinged painted flush panel doors to built-in robes

Walk in Robe/Dresser fit out comprising double hanging provision and 1x 500mm wide drawer/shelf robe tower in white melamine

Oak Signature Range back to wall toilet suites with soft close seat

Oak Signature Range square drop-in vitreous china basins

Oak Signature Range bathtub in tiled hob

Phoenix mixer tapware range (polished chrome)

Phoenix Vivid Twin shower rail/overhead combination to ensuite (polished chrome)

Phoenix Gold range bathroom accessories including double towel rails

Clarke Polar double bowl undermounted kitchen sink option

Block-out roller blinds to all habitable room windows and glass doors

SMEG "Oak Range" 90cm stainless steel appliance package option

- SMEG 90cm Gas Cooktop

- SMEG 60cm Freestanding Dishwasher

- SMEG 90cm Electric Thermoseal Oven

- SMEG 90cm Undermount Rangehood

Schlage Digital Smart Entry door hardware to front door

Tiled shower niche and full height tiling (to cornice line) to ensuite shower

Tiled shower niche and full height tiling (to cornice line) to bathroom shower

Tiled shower base to ensuite

Tiled shower base to bathroom

Colourgrain Cabinet and Argent Azure basin upgrade to powder room wall hung cabinet (where optioned)

1200mm x 900mm ensuite shower (includes larger semi-frameless screen and additional wall and floor tiling)

Water point to fridge space

LED downlights throughout the dwelling and soffits

Slimline switches & power points

2x double batten strip lights to the garage

AUSTRAL BRICKS

Up to category 3

To note:
Bricks come with
natural rolled
mortar



DOMAIN RETREAT




DOMAIN OASIS



DOMAIN HAVEN



DOMAIN SANCTUARY



ACCESS RUBY



ACCESS CHESTNUT

SOME BRICK SELECTIONS MAY REQUIRE ADDITIONAL COSTS FOR GREEN ACID BRICK CLEANING. PLEASE CHECK WITH OAK LIVING.

AUSTRAL BRICKS

Up to category 3



To note:

Bricks come with
natural rolled
mortar





SOME BRICK SELECTIONS MAY REQUIRE ADDITIONAL COSTS FOR GREEN ACID BRICK CLEANING. PLEASE CHECK WITH OAK LIVING.


SELKIRK BRICKS

Up to category 3


To note:
Bricks come with
natural rolled
mortar



TANNUM




BUCKRAM



CIENA




GOLDFIELD HAZE



MUSKET HAZE




TAWNY HERITAGE



REBELLION RED



IRONSTONE






MACEDON

SOME BRICK SELECTIONS MAY REQUIRE ADDITIONAL COSTS FOR GREEN ACID BRICK CLEANING. PLEASE CHECK WITH OAK LIVING.



MONIER ROOF TILES

Up to category 3



MONIER ROOF TILES


Up to category 3



SOME FLAT ROOF TILE APPLICATIONS MAY REQUIRE ADDITIONAL ROOF SARKING. PLEASE CHECK WITH OAK LIVING.

BRISTLE ROOF TILES

Up to category 3



SOME FLAT ROOF TILE APPLICATIONS MAY REQUIRE ADDITIONAL ROOF SARKING. PLEASE CHECK WITH OAK LIVING.

COLORBOND

Gutter, Fascia, Downpipes & Garage Door











Colour selection

These swatches have been reproduced to show the colours as accurate as possible. We recommend you check a physical sample of your chosen colour for accuracy.



WINDOW

Frame Colours




To note:

Aluminium mesh flyscreens
are included with opening
windows and will be colour
matched with the
window frames.

ENTRY DOOR

Hume


VAUCLUSE RANGE



XV18



XV1



XV20



XV10



XV14

NEWINGTON RANGE



XN1



XN16



XN5



XN6



XN7

YOUR
Choice
OF EITHER
PAINTED OR CLEAR
FINISH

Notes:
Clear glazing
to glass

DOOR HARDWARE

Gainsborough



TRILOCK URBAN AURORA
ENTRANCE SET



TRILOCK TRADITIONAL
LEVER SET



TRILOCK ALIGN
LEVER SET

YOUR
Choice

ENTRANCE
HARDWARE AVAILABLE
IN CHROME OR
BRUSHED FINISH



TRILOCK ANGULAR
CONTEMPORARY LEVER SET



TRILOCK TRADITIONAL
SET

ENTRY DOOR HARDWARE

Schlage Smart



S1 EASE SMART DEADBOLT IN
BLACK SREEAS1C5BL WITH
CHOICES SERIES LEVER



S1K EASE KEYLESS SMART
DEADBOLT SREEAS1KBL WITH
CHOICES SERIES LEVER



S2 EASE SMART
LEVER LOCK GR9 BLACK
SREEAS2GR9BL



CHOICE AMELIA
PASSAGE LEVER
100AMEMB



CHOICE LIANNA
PASSAGE LEVER
100LIAMB

Remote access & control with Wi-Fi bridge

Remote access using the
Schlage Wi-Fi Bridge (AB100)*

- Receive lock notifications
- Receive lock tamper alerts
- Manage users access





* Schlage Wi-Fi Bridge sold separately.




OPTIONAL UPGRADE

GARAGE DOOR

Dynamic Doors



Includes...
Auto controller
& remote handsets.



Colorbond &
Timberlook
colours
available

CARPET & TILES



UP TO CATEGORY 3
FLOOR & WALL TILES

Includes...

Selected ranges
from Beaumont
Tiles and Choices
Flooring



UP TO CATEGORY 3
WITH UNDERLAY



FLOORING

ELIGNA TIMBER LAMINATE

					
LIGHT GREY VARNISHED OAK	NEWCASTLE OAK DARK	VINTAGE OAK NATURAL VARNISHED	ESTATE OAK LIGHT GREY	BLACKBUTT	WHITE VARNISHED OAK
					
MERBAU	SPOTTED GUM	NATURAL VARNISHED OAK	VENICE OAK BEIGE	ESTATE OAK BEIGE	VENICE OAK NATURAL

IMPRESSIVE TIMBER LAMINATE

					
BLACKBUTT	SOFT OAK MEDIUM	CLASSIC OAK NATURAL	SOFT OAK LIGHT	CLASSIC OAK BEIGE	SOFT OAK NATURAL
					
SAW CUT OAK GREY	CLASSIC OAK BROWN	WHITE VARNISHED OAK	SOFT OAK LIGHT BROWN	SOFT OAK GREY	SPOTTED GUM

CAESARSTONE

Up to category 2 Kitchen, Bathroom, Ensuite & Laundry




ICE SNOW



OCEAN FOAM



OSPREY




SNOW



WHITE SHIMMER



LINEN



ATLANTIC SALT



INTENSE WHITE



URBAN



JET BLACK



NOUGAT



OYSTER



RAVEN

*40mm stone tops to
kitchen and 20mm
to ensuite, bathroom,
laundry and powder
room included*

LINCOLN SENTRY JOINERY HANDLES

Category 1 & 2



MARGO 128MM
GOLD 7111981



MARGO 128MM
DULL NICKEL 1534206



MARGO 128MM
MATTE BLACK 1534209



MARGO 128MM
POLISHED CHROME 1534210



MARGO 128MM
STAINLESS STEEL 1534211



MARGO 128MM
DULL CHROME 1534208



DEXION
BRUSHED GOLD 7112007



DEXION
MATT BLACK 7112006



DEXION
NATURAL ANODISED 7104270



CYLINDER
POLISHED CHROME 7104437



CYLINDER
SATIN CHROME 7104436



LYON CUP PULL HANDLE
BLACK 7104084



LYON CUP PULL HANDLE
SATIN CHROME 7104085



LYON CUP PULL HANDLE
POLISHED CHROME 7104086



COLLINA 128MM
POLISHED CHROME 7104097



COLLINA 128MM
DULL CHROME 7104099



COLLINA 128MM
DULL NICKEL 7104098



MONTPELLIER POLISHED
CHROME 7104089



MONTPELLIER POLISHED
CHROME 7104089



MONTPELLIER BLACK
7104087

(To kitchen , bathroom, ensuite & laundry. Your choice of vertical or horizontal lay.

LINCOLN SENTRY JOINERY HANDLES

Category 1 & 2



MASIMO 160MM
SATIN CHROME 7104280



MASIMO 160MM
POLISHED CHROME 7104278



MASIMO 96MM
SATIN CHROME 7104279



MASIMO 96MM
POLISHED CHROME 7104277



BORDEAUX 128MM
ANTIQUÉ BLACK 7112003



BORDEAUX 128MM
SATIN BRASS 7112000



BARRA 288MM
MATT BLACK 7112011



BARRA 128MM
MATT BLACK 7112010



BARRA 128MM
BRUSHED NICKEL 7104250



BARRA 128MM
POLISHED CHROME 7104249



GRECIAN 76MM
ANTIQUÉ BLACK 7104072



GRECIAN 76MM
ANTIQUÉ BRASS 7104073



GRECIAN
ANTIQUÉ BLACK 7104076



GRECIAN
ANTIQUÉ BRASS 7104077



GRECIAN FLUTED
ANTIQUÉ BLACK 7104070



GRECIAN FLUTED
ANTIQUÉ BRASS 7104071

(To kitchen , bathroom, ensuite & laundry. Your choice of vertical or horizontal lay.

LAMINEX CABINETRY

Kitchen, Bathroom & Ensuite



LAMINEX AND FORMICA CABINETRY

Laundry



CATEGORY 2 LAMINEX NATURAL & FORMICA
GLOSS FINISHES



KITCHEN SPLASHBACK

Tiles or Glass





TILES UP TO CATEGORY 3

YOUR
Choice
OF EITHER
GLASS OR TILED
SPLASHBACKS

Includes...

Horizontal & vertical
stackbond lay only



GLASS SPLASHBACK UP TO CATEGORY 2
GLASS COLOURS FROM SELECTED RANGE OF HAYMES COLOURS

COOKING APPLIANCES

Choice of Kleenmaid

KLEENMAID
Package
A



KLEENMAID PACKAGE A CONSISTS OF

900mm COOKTOP GCT9012, 2 x 600mm OVENS OMF6012K, 600mm DISHWASHER DW6020X, 900mm RANGEHOOD RHSC91

KLEENMAID
Package
B



KLEENMAID PACKAGE B CONSISTS OF

900mm UPRIGHT OVEN OFS9020, 600mm DISHWASHER DW6020X, 900mm RANGEHOOD RHSC91

KITCHEN SINK

& Kitchen Mixers



CLARK PUNCH DOUBLE END BOWL PU1209.1




CLARK POLAR DOUBLE BOWL UNDERMOUNT PPL20BU




VIVID SLIMLINE SINK MIXER
220MM GOOSENECK VS733 CHR


*Upgrade options available in the
following colour variations*




BRUSHED GOLD



MATTE BLACK



GUNMETAL



BRUSHED NICKEL

VANITY BASINS

& Toilet Suite



RIGEL RECT ABOVE-COUNTER
BASIN 1TH RB2202



RIGEL RECT ABOVE-COUNTER
BASIN MATTE BLACK RB2173B



RIGEL OVAL ABOVE-COUNTER
BASIN 1TH RB2173



VEGA RECT SEMI-INSET
RB4063



VEGA ROUND SEMI-INSET
RB4066



ARGENT EDO WALL HUNG
CABINET WITH MODE BASIN



ARGENT AZURE 460
HAND WASH BASIN



RIGEL CLOSE COUPLED BTW
TOILET SUITE UNIVERSAL K014

Pop-up Waste

Pop-up waste
and overflows to
basins are included
in chrome colour
upgrades available.



FLUSH POP-UP WASTE
32MM CHROME WAS60

White, Colours & woodgrain laminate included

SHOWER BASE, FRAME, OUTLET

& Bathtub

Included

Tiled shower bases.
Tiled wall niches to
both showers.



SEMI FRAMELESS
SHOWER SCREEN



CAROMA 'LUNA' FOUR TILE FLANGE INSET BATH
LU5W 1525MM / LU7W 1675MM



VIVID TWIN SHOWER
V726CHR



VIVID CEILING ARM & ROSE
V544CHR & V527CHR



*Upgrade options
available in the following
colour variations*

TAPWARE

Phoenix



VIVID SLIMLINE BASIN
MIXER VS770CHR



VIVID SLIMLINE WALL
MIXER VS7801-00



VIVID SLIMLINE WALL BATH
OUTLET VS7640-00



RUSH BASIN MIXER
RU770CHR



RUSH WALL MIXER
RU780CHR



RUSH WALL BATH OUTLET
RU777CHR

*Upgrade options
available in the following
colour variations*



BRUSHED GOLD



MATTE BLACK



GUNMETAL



BRUSHED NICKEL

BATHROOM

Accessories



GLOSS TOILET ROLL HOLDER
GS892



GLOSS SINGLE TOWEL RAIL
800MM GS802-40

*Upgrade options
available in
the following
colour variations*




BRUSHED GOLD



MATTE BLACK



GUNMETAL



BRUSHED NICKEL



RADII TOILET ROLL
HOLDER



RADII DOUBLE TOWEL
RAIL 800MM

YOUR
Choice
OF DETAIL



SQUARE



ROUND

LAUNDRY

Trough & Mixer Tap



PHOENIX IVY MKII SWIVEL
SINK MIXER 154-7300-00



PHOENIX IVY PULL OUT
MIXER YV710CHR





FLAT RIM TROUGH
45LT WITH BYPASS



ROBE & INTERNAL


Doors & Trimming



METAL LEVER DOOR FURNITURE

Gainsborough

YOUR
Choice
OF SATIN OR
CHROME



LIANNA



AMELIA



CARLA



FLORENCE



BAILEY



RECTANGULAR S/S
FLUSH PULL



WALL MOUNTED
DOOR STOP

TRADER

Flat Cat



SWITCH PLATES



GENERAL POWER POINTS

TRADER

Puma



SWITCH PLATES



GENERAL POWER POINTS

LIGHT

Fittings



LED DOWNLIGHTS

Included

LED downlights are included throughout.

DUCTED HEATING *and* HOT WATER

Braemar[®]
HEATING COOLING



BRAEMAR GAS DUCTED HEATING
MODEL IS HOUSE SPECIFIC DEPENDING ON SIZE,
FLOORS AND ROOF SPACE

enviroheat
BY CONSOLIDATED ENERGY



ENVIROHEAT 250 L HEAT PUMP

BLOCK OUT BLINDS 3-COAT PAINT SYSTEM



THREE
Coats
to all walls!




(OPTIONAL) DRIVEWAY

Colours

Colours
CAN BE VIEWED AT
Cranbourne Pre Mix,
219 South Gippsland Hwy
Cranbourne

NOTE: Driveway is not included in the Signature range but is an optional extra.


COLOURED
CONCRETE




CHARCOAL



BLUESTONE




TEAGUE



EARTH BROWN


EXPOSED
AGGREGATE
CONCRETE




ANGE'S MIX



MAGUIRE



MEADOWS



WILSON

Colours shown are indicative and available to Melbourne South East new housing estates.
Colours in other areas may differ due to local supplier product variation.



HOME COMFORT

Options to Consider

Heating and Cooling Options

- Ducted Heating & Evaporative Cooling
- Ducted Heating & Refrigerated Cooling
- Split Systems
- Ceiling Fans

Home Automation Options

- Intercom with Monitors
- Security Alarms
- CCTV
- Ducted Vacuum

Internet and Phone Systems Options

- Dedicated USB Charging Ports
- NBN Packages
- Datapoints, TV Antenna's & Phone Points

Lighting and Switch Options

- Feature Switch Plates – Slimline/Iconic
- Brushed Aluminium, Black & Perspex
- Additional LED Downlights
- Additional Powerpoints
- Heat/Light/Fan Units

Energy System Options

- Solar Electricity Add-on Units
- TESLA Battery Storage

Exterior Options

- Flood lights – optional sensors available
- TV Antenna

Heating, air conditioning, appliances, electrical layout and technology will have a separate personal consultation with our experienced Home Comfort consultant.



CALL US

to book

your Gallerie walkthrough
experience now!

03 5998 5333

OAK

Gallerie Studio

Our objective is to work
with clients to make your
SELECTIONS EASY!

The Oak Gallerie Studio is a purpose-built selection studio hosted by our qualified interior designers with market leading product & service lines.

At the Oak Gallerie Studio, our objective is to work with clients to make their selections easy, enjoyable, time efficient and inspiring.

OAK

Building Something Different





Building Something Different



EMAIL

info@oakliving.com.au



PHONE

03 5998 5333



OFFICE

31A Nepean Hwy
Seaford VIC 3198



DISPLAY HOME

19 Snead Blvd
Cranbourne VIC 3977



GALLERIE

672 Lorimer St
Port Melbourne

Proudly Supporting



www.oakliving.com.au

CDB-U 59242 - VJAN23